

Science update: ampli-D[®] and mobility

3x faster and more effective
form of vitamin D

YOUR END-TO-END PARTNER

PRODUCTS CUSTOMIZED SOLUTIONS EXPERT SERVICES



Science update: ampli-D® and mobility

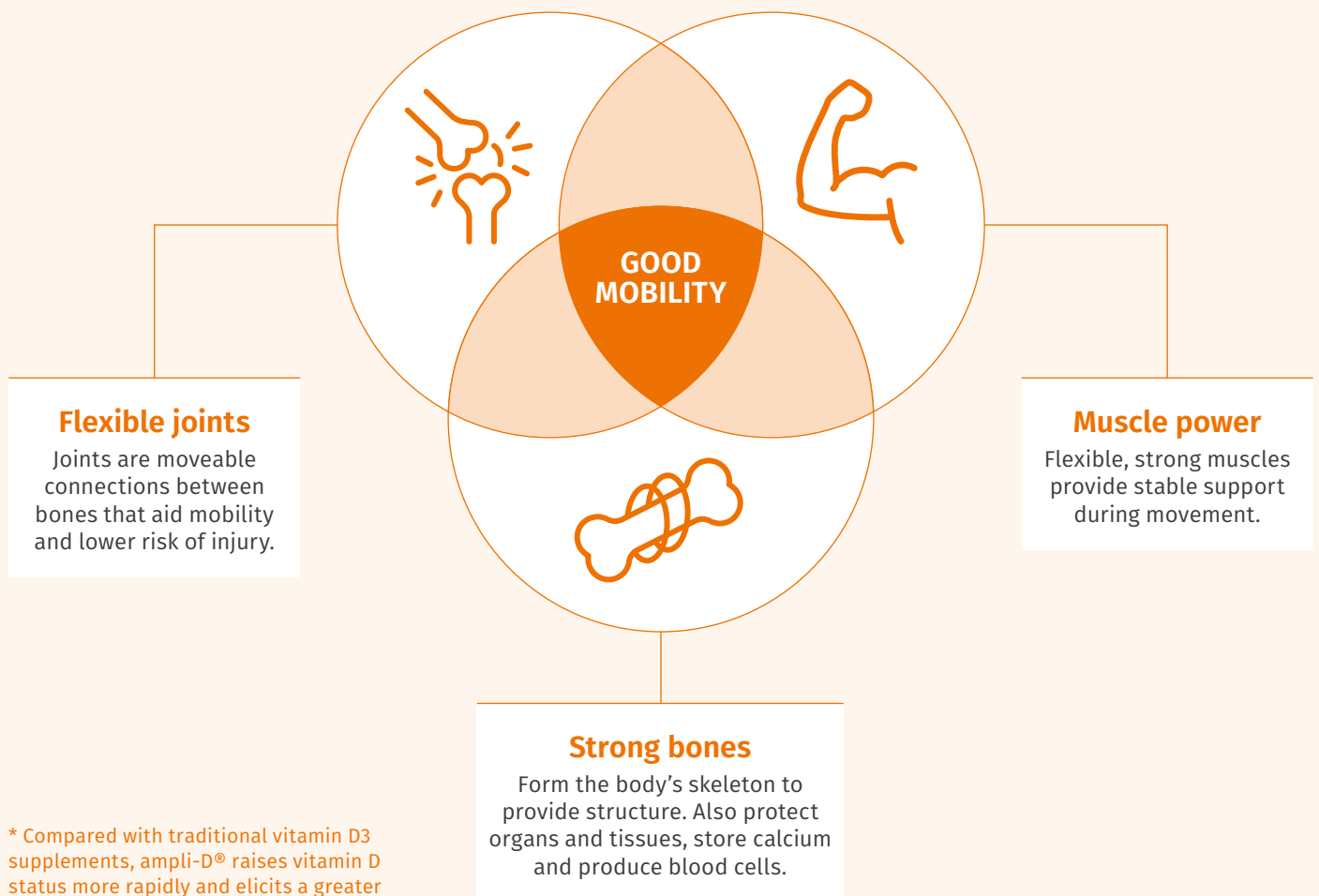
3x faster and more effective form of vitamin D*

We are born to move. Good mobility is essential for an active lifestyle, healthy independence and a rich quality of life. The key pillars of mobility – bones, muscles and joints – work together, along with other important tissues, like cartilage, ligaments and tendons, to enable movement without limitations.¹

However, these pillars can change as a consequence of natural aging, poor nutrition, low physical activity, obesity, certain medications, chronic disease and more – resulting in weakness, reduced flexibility and slower movement.²

To stay active and independent for as long as possible, many consumers today – young and old – take a proactive approach to their health. For a growing number of individuals, this involves taking nutritional supplements to help strengthen bone, muscle and joint health; and ultimately overall mobility.

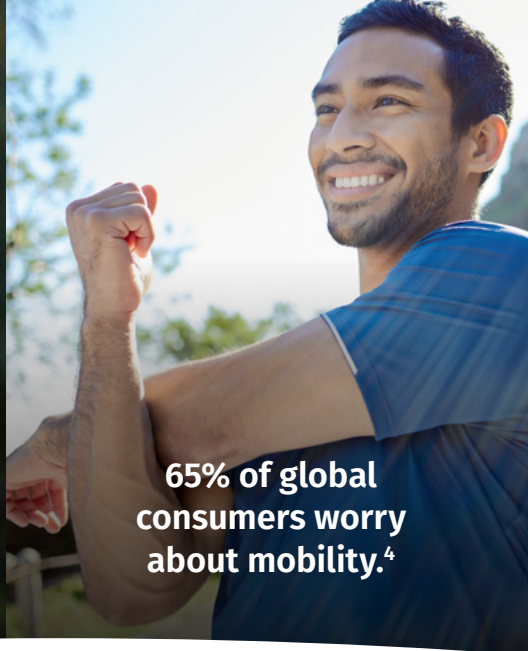
Figure 1. The three pillars of mobility



* Compared with traditional vitamin D3 supplements, ampli-D® raises vitamin D status more rapidly and elicits a greater peak in vitamin D status on an equal dose basis. Clinical studies show that sufficient vitamin D status is achieved on average 3 times faster and more effectively.^{23, 26, 30, 31}



The average adult takes almost 2 million steps each year.³



65% of global consumers worry about mobility.⁴



Globally, mobility is #2 health concern for senior adults (50-65 years of age)⁴

Make your next move with vitamin D

Balanced nutrition, in combination with daily physical exercise and weight management, plays an important role in maintaining mobility. Vitamin D, in particular, is well-recognized for its contribution to healthy mobility because of its important role in bone⁵ and muscle health.⁶

The main function of vitamin D in the body is to maintain calcium and phosphorus levels in the blood – key minerals for bone mineralization and strength.⁷ Without adequate vitamin D, only 10-15% of dietary calcium is effectively absorbed.⁷ Low levels of calcium in the blood promote the release of calcium from bones. Due to its important function in calcium regulation, prolonged and severe vitamin D deficiency can lead to bone-related conditions, such as rickets in children and osteomalacia in adults.⁸ Suboptimal vitamin D status is also linked to higher risk of falls and fractures, poorer gait and frailty.^{9,10}

Similarly, because the muscles need calcium for nerve transmission and muscle contraction – vitamin D status is important for healthy muscle function too. The vitamin also supports muscle health directly by promoting muscle fiber synthesis, fiber size and strength.¹⁰ Meanwhile, in the joints vitamin D is associated with improved discomfort and joint function.^{11,12}

Mobility-related claims for vitamin D^{5, 6, 13}



Bones

- Vitamin D contributes to the maintenance of normal bones
- Vitamin D is necessary for normal bone structure



Calcium

- Vitamin D contributes to normal absorption / utilization of calcium and phosphorus
- Vitamin D contributes to normal blood calcium levels

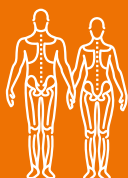


Muscles

- Vitamin D contributes to the maintenance of normal muscle function





Bone-Appetit! Vitamin D nutrition for mobility support throughout life

Maintaining healthy bones is important at all stages of life, especially in children and teens going through periods of rapid growth, menopausal women who are more at risk of bone-related issues and older adults who experience decreased bone mass and strength.



The adult human skeleton has 206 bones¹⁴ and is renewed by remodeling every 10 years.¹⁵

Table 1. The role of bone health across the lifespan and the unique benefits of vitamin D.

CONSUMER GROUP	BONE HEALTH STATUS	VITAMIN D SUPPLEMENT TARGETS
Kids & teens 	<p>The best time to build bone mass is during periods of rapid growth – in childhood, adolescence and early adulthood.¹⁶ Broken bones are common sports injuries as bone growth can outpace strengthening. Puberty is therefore a time to optimize the body's calcium stores.¹⁷</p>	<p>Supports bone growth.</p>
Adults leading an active lifestyle 	<p>Frequent exercise and sports activity can put pressure on the skeleton. This means active adults could benefit from additional nutritional support to maintain bone strength and health.</p>	<p>Supports bone strength and muscle function.</p> <p>Supplementation could help those consuming a low vitamin D diet (e.g. vegans) and those with low vitamin D status.</p>
Menopausal women 	<p>Around the time we reach 40 years of age, we slowly begin to lose bone mass, with bone breakdown outpacing formation.¹⁶</p> <p>As levels of estrogen drop, women undergo rapid bone loss – losing up to 40% of their spongy inner bone and 10% of their hard outer bone within 10 years of menopause.¹⁶</p>	<p>Supports bone maintenance.</p> <p>Supplementation is important in individuals consuming a low vitamin D diet or with low vitamin D status, in the case of selected medication use, and in adults exposed to less sunlight.¹⁸</p>
Senior adults 	<p>Bone density, muscle mass and strength, and joint flexibility all decline with age; increasing frailty, risk of falls and fractures.¹⁹</p> <p>Bones lose calcium and become more brittle. Muscle fibers reduce in number and size, with reduced tone. Joints become stiffer, less flexible and inflamed.¹⁹ The overall impact is reduced mobility, independence and quality of life.</p>	<p>Supports independence – seniors need strategies to boost vitamin D status, due to limited sun exposure, certain medications, dietary choices and reduced vitamin D efficiency.^{18,20}</p> <p>Some dietary guidelines recommend a higher intake of vitamin D for adults > 70 years, e.g. USA⁸, Brazil²¹, Australia²².</p>

Illuminating the challenges with vitamin D uptake

Despite its importance in the body, **88%** of the world's population has sub-optimal vitamin D levels.^{23,32}

So why is this?



Also known as the 'sunshine vitamin' – vitamin D is produced when the skin is exposed to sunlight. Because this is the source of most vitamin D in the body,²⁴ achieving sufficient levels of the nutrient is more challenging during the winter months when less natural sunlight is available. Other factors that impact vitamin D production in the skin include age, sun protection, darker skin and indoor lifestyles.²⁵


Few foods naturally provide vitamin D. However, some food products – like some milks and cereals – have been fortified to increase vitamin D intake in the general population. Dietary supplements containing vitamin D (namely vitamin D3 and D2) are also widely available. The challenge? It can take months to build up to optimum blood levels of vitamin D via these strategies.




ampli-D[®] is a 3x faster and more effective form of vitamin D

Vitamin D supplements on the market – namely D3 and D2 – need to be metabolized through a series of steps in the liver and kidney before they can be activated. In one of those steps, calcifediol (also called calcidiol), is formed.

ampli-D[®] is calcifediol, the form of vitamin D that is already naturally found in the blood – in other words, ampli-D[®] is closer to activation. **ampli-D[®] is a next generation solution powering innovation in the vitamin D space.**

 Normally, it can take months for the body to reach optimal vitamin D levels



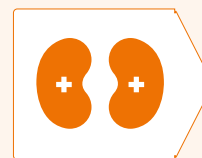
We get vitamin D from sunlight, food or supplements



It is first processed in the liver




Calcifediol is a natural, potent form of vitamin D



It is further processed (activated) in the kidneys



Optimal vitamin D levels support bone health



Consumer friendly



Kosher



Vegetarian



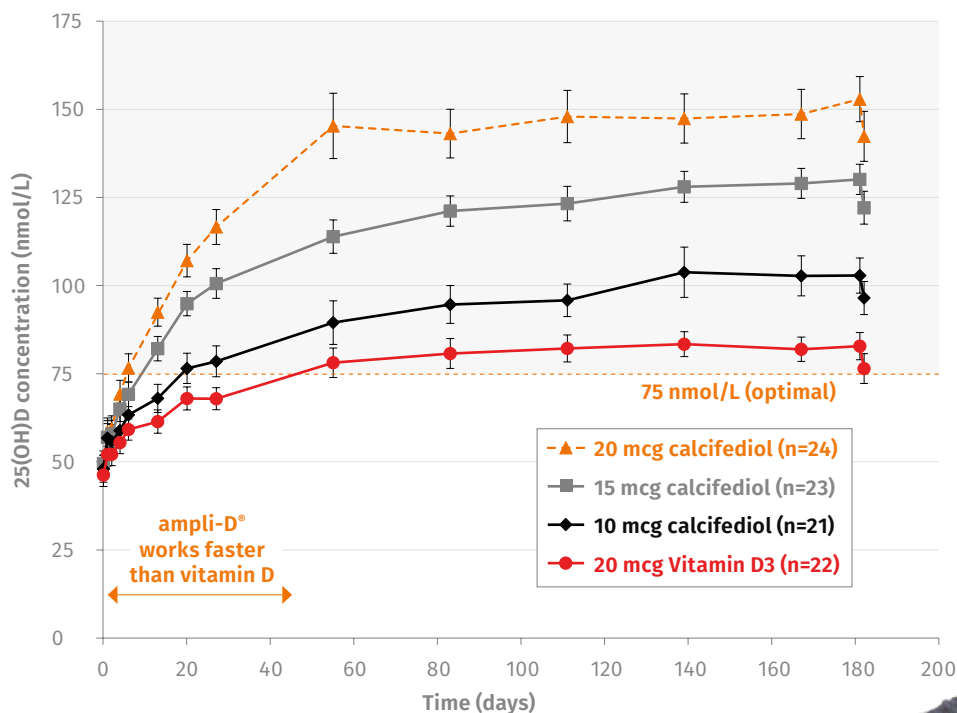
Non-GMO




Halal

DSM's ampli-D[®] solution raises vitamin D status faster and more effectively – providing a ready source of vitamin D to help support bone and muscle health.

Figure 2.
Optimal levels of vitamin D reached faster with calcifediol compared with regular vitamin D3.²⁶



Clinical study with 91 healthy older adults average age 63 years, who consumed calcifediol or vitamin D3 supplements daily for 6 months.



Compared with regular vitamin D3, ampli-D[®] is;

- ✓ More bioavailable
- ✓ More easily absorbed
- ✓ Easier for the body to use
- ✓ More effective at raising blood levels of vitamin D
- ✓ 3x faster at reaching optimal levels of vitamin D
- ✓ More likely to reach optimal levels of vitamin D

Discover the benefits of ampli-D[®] for mobility and more.

[Find out more](#)

ampli-D[®] and mobility: Scientific insights for impact

Emerging scientific research highlights the promising potential of ampli-D[®] for mobility health.

Proven clinical study results in senior adults

One trial compared 20 µg/day calcifediol with 20 µg/day vitamin D3 in healthy postmenopausal women with an average age of 62 years and average 25(OH)D levels of 13 ng/ml.^{28,29}

Following a four-month supplement period, calcifediol increased knee strength by 17%, gait speed by 18% and lower extremity function 2.8-fold.



Muscle strength
+17%



Gait speed
+18%



Muscular function
x2.8



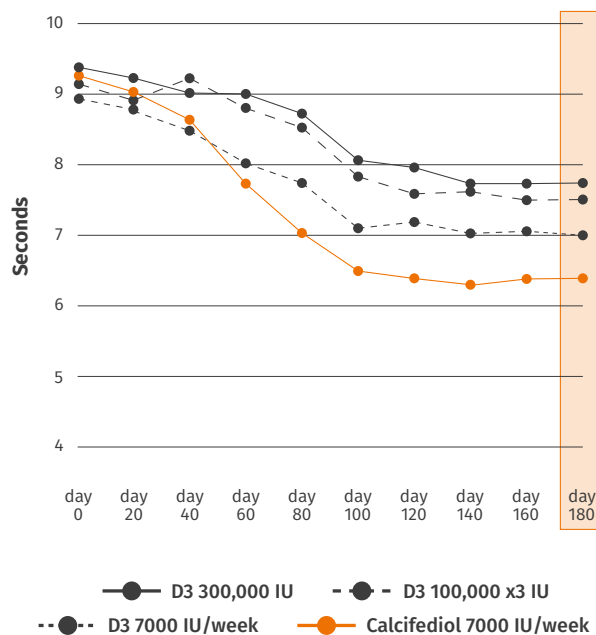
Another study compared 7,000 IU (weekly) calcifediol with 7,000 IU (weekly) vitamin D3 in healthy postmenopausal women with an average age of 60 years and 25(OH)D levels <24 ng/ml.²⁷



Lower extremity muscle strength and function

After a six-month intervention, significant improvement in muscular function with calcifediol, measured by reduced time to perform the Timed-Up-and-Go test, and increased number of Sit-to-Stand repetitions.

Effect of treatment on Timed-Up-and-Go



ampli-D[®] is currently approved in Australia, Brazil, New Zealand, Malaysia and Singapore with EU Novel Food approval anticipated in 2023. Self-GRAS affirmation in the USA.

Partner with DSM to develop next-generation vitamin D products with ampli-D®

It takes more than ingredients to launch innovative products. It takes an end-to-end partner to support you at every stage of your product development process.

From consumer insights to market ready solutions, DSM can co-innovate with you to bring new and innovative products, getting you to market faster.

Learn how we can deliver ampli-D® as a market-ready solution today.

Get started at PartnerWithDSM.com

YOUR END-TO-END PARTNER

PRODUCTS CUSTOMIZED SOLUTIONS EXPERT SERVICES



Disclaimer

This publication does not constitute a recommendation or guidance for decisions concerning the purchase, use or application of products and does not relieve the user of the product of the obligation to undertake its own suitability, performance or quality testing. It is provided on an "as is" basis. Although the information set forth in this publication is presented in good faith and believed to be correct, DSM Nutritional Products AG and its affiliated companies (hereinafter "DSM") makes no representations or warranties, either express or implied, of merchantability, fitness for a particular purpose or of any other nature with respect to information or the products to which information refers. No information set forth in this publication constitutes a solicitation or offer, or invitation to conclude any legal act of any kind whatsoever. The content of any purchase contract (I.E. Technical data, price and applications of the products of DSM) concerning the purchase of DSM products is constituted only by the purchase agreement as such and integral parts thereof (specifications in this publication never form part of a contract). All trademarks, product names, symbols and graphics appearing in this publication are the property of DSM unless indicated otherwise. All DSM trademarks are either registered trademarks or trademarks of DSM group of companies in the Netherlands and/or other countries. No license to or right in any such trademarks, trade names, trade secrets, products or other proprietary rights of DSM is granted or conferred to any party without a written agreement. ©DSM Nutritional Products Ltd 2023.

References

1. Wardlaw GM, Hampl JS, DiSilvestro RA. Perspectives in Nutrition. 6th edition. McGraw Hill. Appendix A. 2004.
2. Ebeling et al. Promoting mobility and healthy aging in men: a narrative review. *Osteoporos Int.*, 30(10):1911-1922, 2019.
3. Tudor-Locke et al. How many steps/day are enough? For adults. *Int J Behav Nutr Phys Act.*, 8:79, 2011.
4. DSM Consumer Health Concerns Survey.
5. EFSA Panel on Dietetic Products, Nutrition and Allergies (NDA); Scientific Opinion on the substantiation of health claims related to vitamin D and maintenance of bone and teeth (ID 150, 151, 158), absorption and utilisation of calcium and phosphorus and maintenance of normal blood calcium concentrations (ID 152, 157), cell division (ID 153), and thyroid function (ID 156) pursuant to Article 13(1) of Regulation (EC) No 1924/2006 on request from the European Commission. *EFSA Journal*, 7(9):1227, 2009.
6. EFSA Panel on Dietetic Products, Nutrition and Allergies (NDA); Scientific Opinion on the substantiation of health claims related to vitamin D and normal function of the immune system and inflammatory response (ID 154, 159), maintenance of normal muscle function (ID 155) and maintenance of normal cardiovascular function (ID 159) pursuant to Article 13(1) of Regulation (EC) No 1924/2006. *EFSA Journal*, 8(2):1468, 2010.
7. Holick. Vitamin D: the underappreciated D-lightful hormone that is important for skeletal and cellular health. *Current Opinion in Endocrinology & Diabetes*, 9(1):87-98, 2002.
8. IOM (Institute of Medicine). Dietary Reference Intakes for Calcium and Vitamin D. Washington, DC: The National Academies Press, 2011.
9. Wicherts et al. Vitamin D status predicts physical performance and its decline in older persons. *J Clin Endocrinol Metab.*, Jun;92(6):2058-65, 2007.
10. Halfon et al. Vitamin D: a review on its effects on muscle strength, the risk of fall, and frailty. *Biomed Res Int.*, 2015;953241, 2015
11. Sanghi et al. Does vitamin D improve osteoarthritis of the knee: a randomized controlled pilot trial. *Clin Orthop Relat Res.*, 471(11):3556-62, 2013.
12. Park. Vitamin D in the Prevention and Treatment of Osteoarthritis: From Clinical Interventions to Cellular Evidence. *Nutrients*, 11(2):243, 2019.
13. Australia New Zealand Food Standards Code. Schedule 4. Nutrition, health and related claims. <https://www.legislation.gov.au/Details/F2017C00711>
14. Cowan & Kahai. Anatomy, bones. National Library of Medicine, 2022.
15. IOF. Bone biology. <https://www.osteoporosis.foundation/health-professionals/about-osteoporosis/bone-biology>
16. OrthoInfo. Healthy bones at every age. **Healthy Bones at Every Age - American Academy of Orthopaedic Surgeons**
17. Goulding A. Risk factors for fractures in normally active children and adolescents. *Med Sport Sci.*;51:102-120, 2007.
18. Meehan & Penckofer. The Role of Vitamin D in the Aging Adult. *J Aging Gerontol.* 2(2):60-71, 2014.
19. OrthoInfo. Effects of aging. - American Academy of Orthopaedic Surgeons
20. Gallagher JC. Vitamin D and aging. *Endocrinol Metab Clin North Am.* 42(2):319-32. 2013.
21. Maeda et al. Brazilian Society of Endocrinology and Metabology (SBEM). Recommendations of the Brazilian Society of Endocrinology and Metabology (SBEM) for the diagnosis and treatment of hypovitaminosis D. *Arq Bras Endocrinol Metabol.* 58(5):411-33, 2014.
22. National Health and Medical Research Council, Australian Government. Nutrient reference values for Australia and New Zealand. Vitamin D. <https://www.nrv.gov.au/nutrients/vitamin-d>
23. Quesada-Gomez & Bouillon. Is calcifediol better than cholecalciferol for vitamin D supplementation? *Osteoporos Int.*, 29:1697-1711, 2018.
24. Kimlin. Geographic location and vitamin D synthesis. *Mol Aspects Med.*, 29(6):453-61, 2008.
25. Khazai & Tangpricha. Calcium and vitamin D: skeletal and extraskeletal health. *Curr Rheumatol Rep.*, 10(2):110-7, 2008.
26. Graeff-Armas et al. Supplemental 25-hydroxycholecalciferol is more effective than cholecalciferol in raising serum 25-hydroxyvitamin D concentrations in older adults. *The Journal of Nutrition*, 150:73-81, 2020.
27. Corrado et al. Effects of different vitamin D supplementation schemes in post-menopausal women: A monocentric open-label randomized study. *Nutrients*, 13(2):380, 2021.
28. Bischoff-Ferrari et al. Oral supplementation with 25(OH)D3 versus vitamin D3: effects on 25(OH)D levels, lower extremity function, blood pressure, and markers of innate immunity. *Journal of Bone Mineral Research*, 27(1):160-169, 2012.
29. Meyer et al. Calcifediol versus vitamin D3 effects on gait speed and trunk sway in young postmenopausal women: a double-blind randomized controlled trial. *Osteoporosis International*, 26(1):373-381, 2015.
30. Jetter et al. Pharmacokinetics of oral vitamin D3 and calcifediol. *Bone*, 59:14-9, 2014.
31. Cashman et al. Relative effectiveness of oral 25-hydroxyvitamin D3 and vitamin D3 in raising wintertime serum 25-hydroxyvitamin D in older adults. *Am J Clin Nutr*, 95:1350-6, 2012.
32. Hilger et al. A systematic review of vitamin D status in populations worldwide. *Br J Nutr*, 111:23-45, 2014.