



Mycotoxin Occurrence in 2022 Canadian Corn Grain



DECEMBER 2022

MYCOTOXIN *monthly*



Mycotoxins & Analysis



LC-MS/MS



The survey results represent samples sent in for surveillance testing only and does not include any sample submitted following clinical signs.

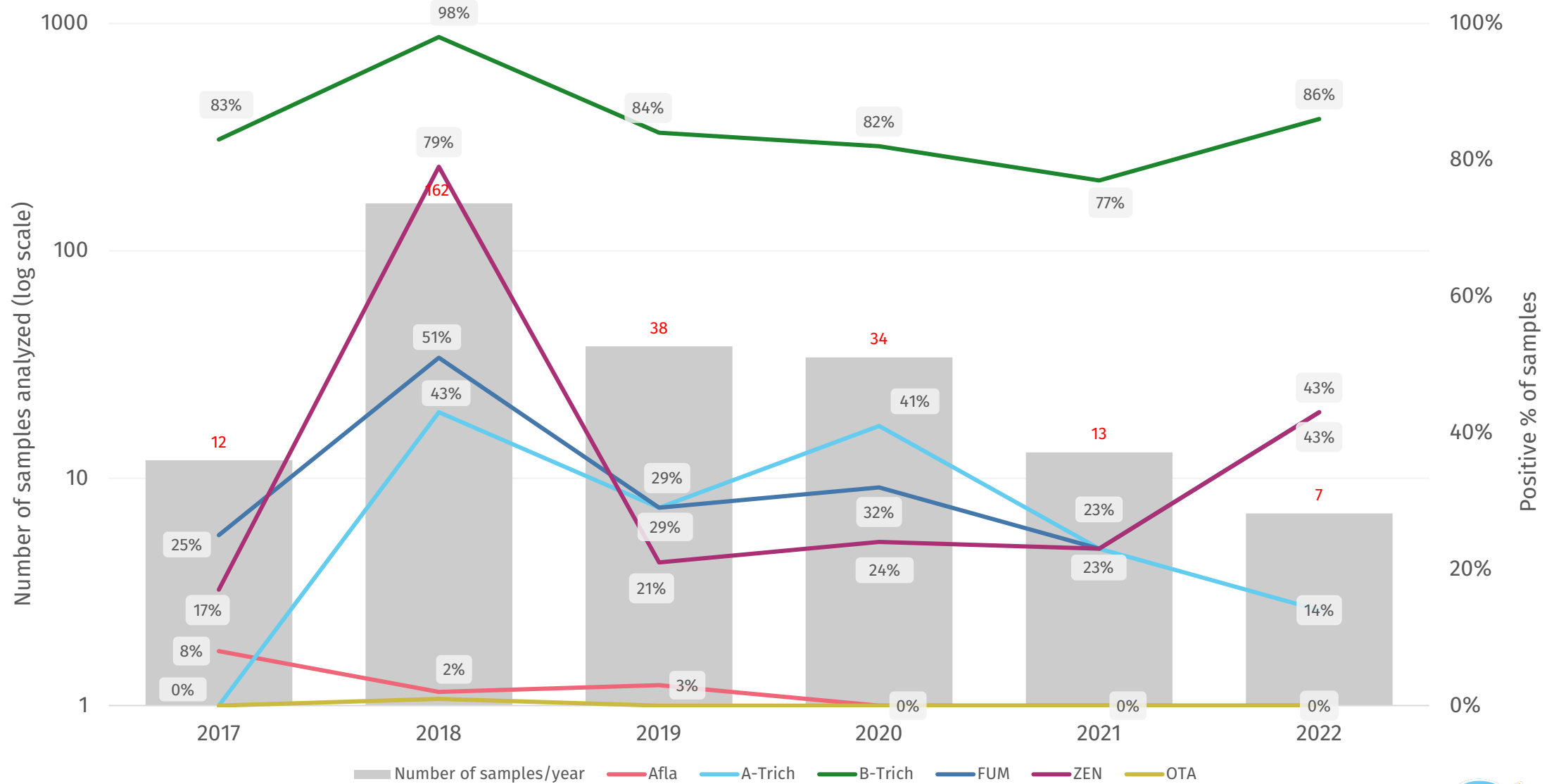
Mycotoxin Group	Mycotoxins	Limit of Detection (ppb)
Aflatoxins (Afla)	Aflatoxin B1	1.0
	Aflatoxin B2	1.0
	Aflatoxin G1	1.0
	Aflatoxin G2	1.0
A-Trichothecenes (A-Trich)	T-2 Toxin	60.0
	HT-2 Toxin	60.0
	Diacetoxyscirpenol (DAS)	60.0
B-Trichothecenes (B-Trich)	Deoxynivalenol (DON/Vomitoxin)	60.0
	3-Acetyldeoxynivalenol (3-AcDON)	60.0
	15-Acetyldeoxynivalenol (15-AcDON)	60.0
Fumonisin (FUM)	Fumonisin B1	100.0
	Fumonisin B2	100.0
Zearalenone (ZEN)	Zearalenone (ZEN)	30.0
Ochratoxin A (OTA)	Ochratoxin A (OTA)	3.0
Sterigmatocystin (STC)	Sterigmatocystin (STC)	30.0
Mycophenolic Acid (MPA)	Mycophenolic Acid (MPA)	30.0

*Results are reported as the summation of mycotoxin levels detected per Mycotoxin Group.
(For example, B-Trich represents total contamination detected for DON + 3-AcDON + 15-AcDON)

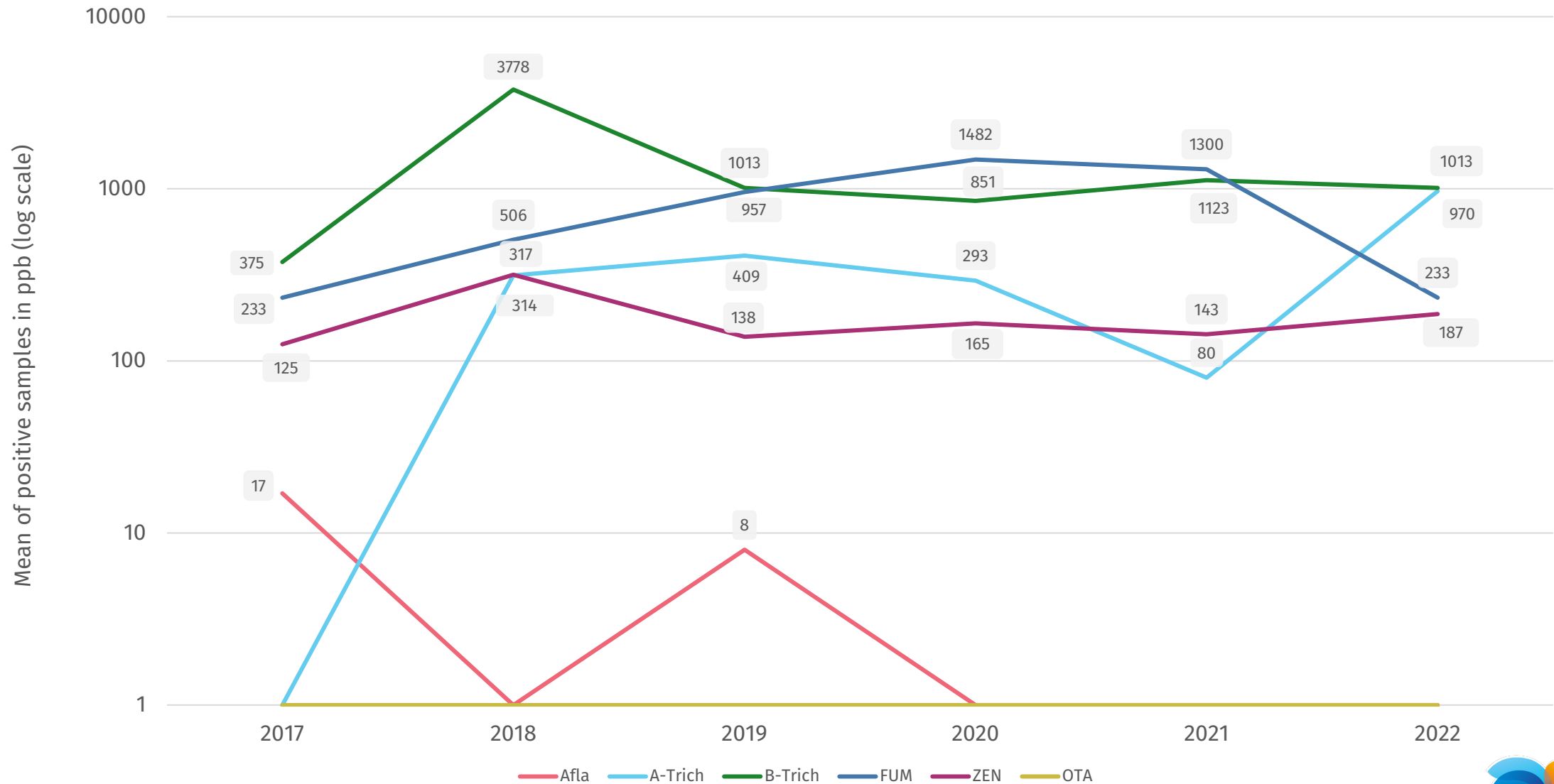


2022 Canadian Corn (dry matter basis)

Occurrence Trend in 2022 Canadian Corn



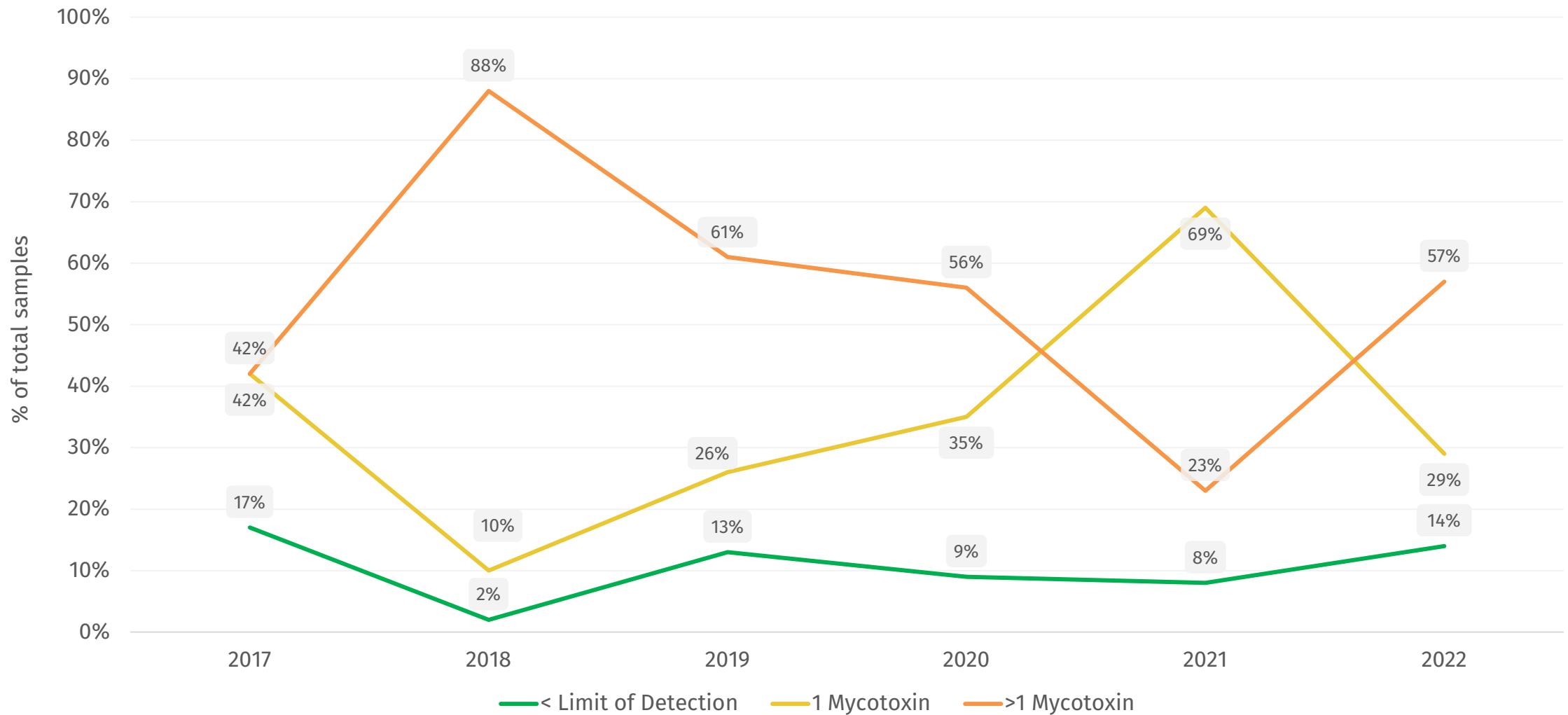
Mean of Positives Trend in 2022 Canadian Corn



Based on the samples analyzed.



Co-occurrence Trend in 2022 Canadian Corn



2022 Corn Risk by Province – B-Trich



State	Number of Samples	% Positive Samples	Avg of Positive Samples
Ontario	3	67	1380
Quebec	4	100	830

- Province with average > 1000 ppb
- Province with average < 1000 ppb
- Province with samples < LOD (100 ppb)
- No sample submitted

Powered by Bing
© GeoNames, Microsoft, TomTom

Based on the samples analyzed in this region.



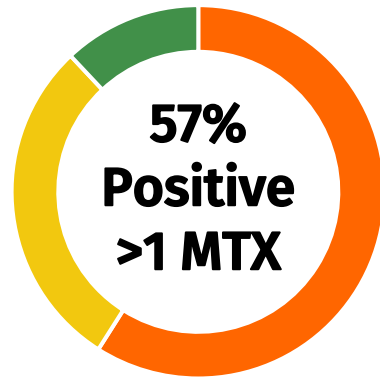
Mycotoxin Survey Summary – 2022 Canadian Corn



7 corn samples submitted from 2 provinces



vs. 92% in 2021



vs. 23% in 2021

vs. 2021

B-Trich

- 86% positive / ↑ from 77%
- 1013 ppb / ↓ from 1123 ppb

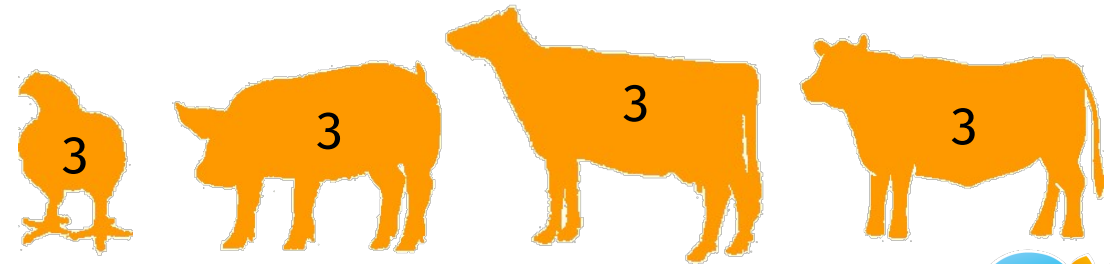
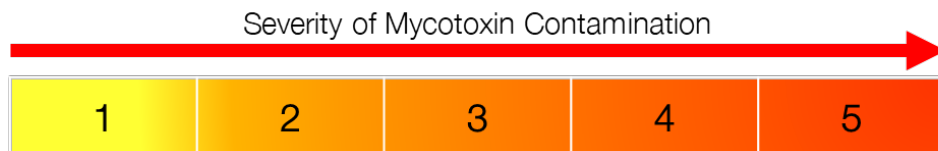
FUM

- 43% positive / ↑ from 23%
- 233 ppb / ↓ from 1300 ppb

ZEN

- 43% positive / ↓ from 23%
- 187 ppb / ↑ from 143 ppb

Forecasted potential risk for livestock production*:



*Based on the samples analyzed.



Questions?

Thank you!



Paige Gott, PhD
Mycotoxin & Hy-D Manager
paige.gott@dsm.com
+1-210-727-6533



Lan Zheng, PhD
Swine Technical Manger
Lan.zheng-tugwell@dsm.com
+1-913-201-5166



Erin Schwandt, PhD
Ruminant Technical Manger
erin.schwandt@dsm.com
+1-785-473-3485



Chasity Pender, PhD
Poultry Technical Manger
chasity.pender@dsm.com
+1-210-842-0178



BRIGHT SCIENCE. BRIGHTER LIVING.™

